

HIGH FREQUENCY 300W PLANAR TRANSFORMERS


TP30 SERIES

FEATURES:

- Power Rating Up to 300 Watts
- High Efficiency of Over 98%
- High Power Density of 600 Watts Per Cubic Inch
- Footprint 29.6 mm x 25.40 mm
- Lower Profile of 9.0 mm and 10 mm
- High Isolation (operational) 1800 Vdc
- High Frequency 200 kHz–700 kHz
- Operating Temperature –40°C to +125°C

COMMON APPLICATIONS:

- High performance DC/DC converters.
- High efficiencies up to over 98 percent, high power density of 600 watts per cubic inch DC/DC converters.
- For forward, full-bridge, half-bridge and push-pull DC/DC converters.
- Adding a primary auxiliary winding or a small gap to be have more expanding of configurations.
- Input voltages between 18V and 75V, and output voltages from 52V down to 1.0V DC/DC converters.
- Telecommunications, industrial control systems.
- Automotive and heavy equipment vehicle systems



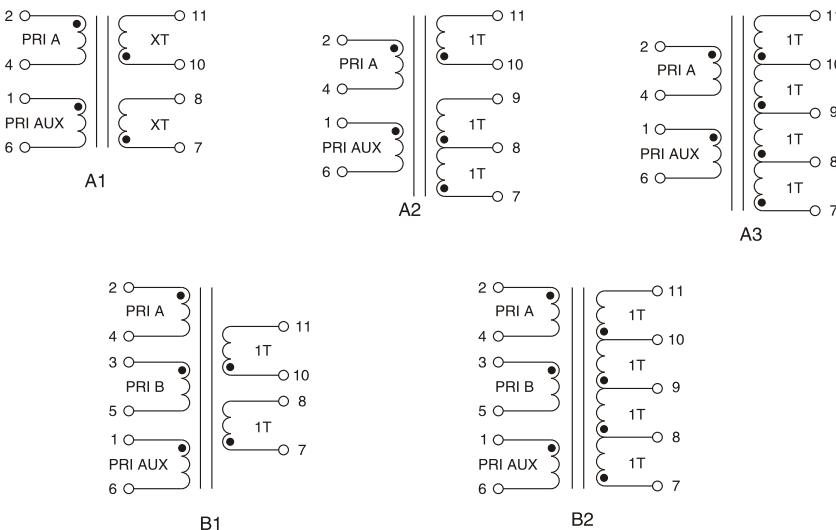
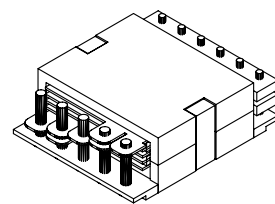
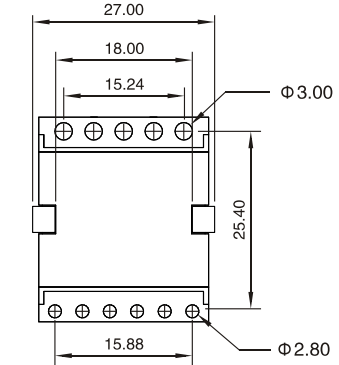
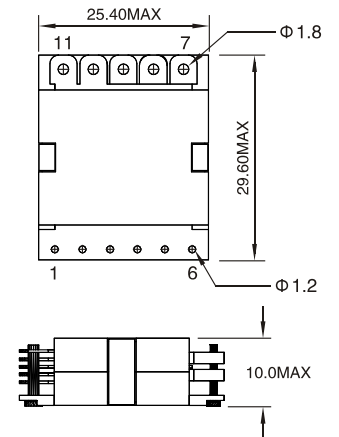
ELECTRICAL CHARACTERISTICS:

Part Number	Primary Inductance (uH Min)	Leakage Inductance (uH Max)	DC Resistance (mΩ Max)			Secondary	Turns Ratio		Primary Second Hi-Pot	Figure	M. Height
			A	B	AUX.		Primary	Secondary			
TP30S0402	72.00	0.26	10			1.20&1.20	4T	1800VDC	A1	9.0mm	
TP30S0502	112.5	0.26	12		468		5T (5T/aux)	1800VDC		1T & 1T	9.0mm
TP30S0602	162.0	0.26	20		154	1.80&0.60	6T (2T/aux.)	1800VDC	A2	9.0mm	
TP30S0702	220.5	0.26	48		158		7T (3T/aux.)	1800VDC		1T & 1T	9.0mm
TP30S0802	288.0	0.26	58			4.8	8T	1800VDC	A3	9.0mm	
TP30S0403	72.00	0.26	10				4T	1800VDC		2T & 1T	9.0mm
TP30S0503	112.5	0.26	12		468	5T (5T/aux)	1800VDC	(1T:1T:1T:1T)	9.0mm		
TP30S0603	162.0	0.26	20		154	6T (2T/aux.)	1800VDC		4T	9.0mm	
TP30S0703	220.5	0.26	48		158	7T (3T/aux.)	1800VDC	4T		9.0mm	
TP30S0803	288.0	0.26	58			8T	1800VDC		4T	9.0mm	
TP30S0404	72.00	0.26	10			42&42	4T	1800VDC		A1	9.0mm
TP30S0504	112.5	0.26	12		468		5T (5T/aux)	1800VDC	7T & 7T		9.0mm
TP30S0604	162.0	0.26	20		154	6T (2T/aux.)	1800VDC	4T		9.0mm	
TP30S0704	220.5	0.26	48		158	7T (3T/aux.)	1800VDC		4T	9.0mm	
TP30S0804	288.0	0.26	58			8T	1800VDC	4T		9.0mm	
TP30S0414	72.00	0.28	10			0.60&0.60	4T&4T		1800VDC	B1	10mm
TP30S0514	112.5	0.26	12		468		5T (5T/aux)	1800VDC	1T & 1T		10mm
TP30S0614	162.0	0.26	20		154	6T (2T/aux.)	1800VDC	1T & 1T		10mm	
TP30S0714	220.5	0.26	48		158	7T (3T/aux.)	1800VDC		1T & 1T	10mm	
TP30S0814	288.0	0.26	58			8T	1800VDC	1T & 1T		10mm	
TP30D0802	288.0	0.26	10	10		0.60&0.60	4T&4T		1800VDC	B1	10mm
TP30D1002	450.0	0.26	12	12	233		5T&5T (5T/aux)	1800VDC	1T & 1T		10mm
TP30D1202	648.0	0.26	20	20	76	6T&6T (2T/aux)	1800VDC	1T & 1T		10mm	
TP30D1402	882.0	0.26	48	48	78	7T&7T (3T/aux)	1800VDC		1T & 1T	10mm	
TP30D1602	1152	0.26	58	58		8T&8T	1800VDC	1T & 1T		10mm	
TP30D0804	288.0	0.26	10	10		4.8	4T&4T		1800VDC	B2	10mm
TP30D1004	450.0	0.26	12	12	233		5T&5T (5T/aux)	1800VDC	4T		10mm
TP30D1204	648.0	0.26	20	20	76	6T&6T (2T/aux)	1800VDC	4T		10mm	
TP30D1404	882.0	0.26	48	48	78	7T&7T (3T/aux)	1800VDC		4T	10mm	
TP30D1604	1152	0.26	58	58		8T&8T	1800VDC	4T		10mm	

TECHNICAL INFORMATION

1. The inductance is measured with both primary windings connected in series where applicable (type D: 2 to 5 with 3 and 4 shorted, type S: 2 to 4 only).
2. The leakage inductance is measured with both primary windings connected in series where applicable in all other winding shorted.
3. All specifications typical at TA=25°C.

PHYSICAL CHARACTERISTICS



Note: All specifications subject to change without notice.